

How to look up Bills & Statements



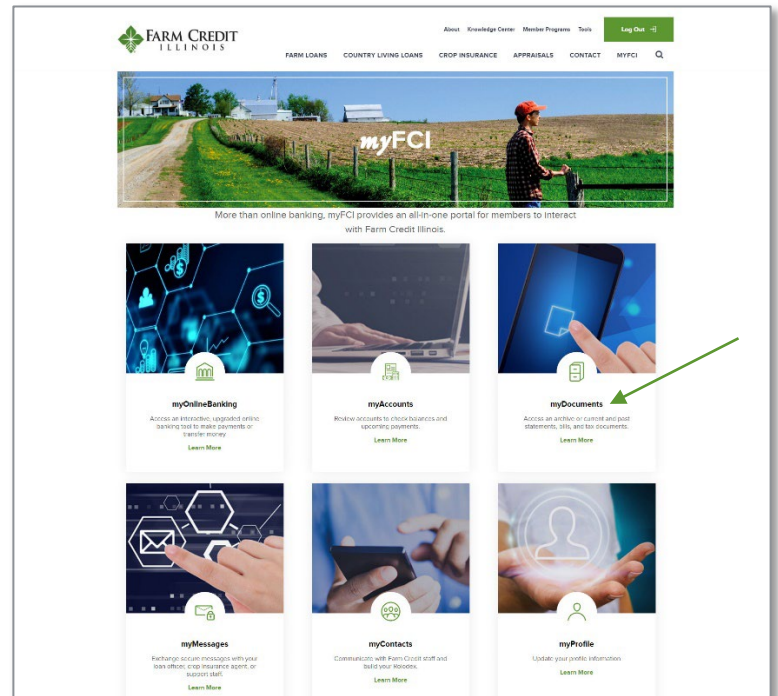
FARM CREDIT
ILLINOIS

Helping Farm Families Succeed

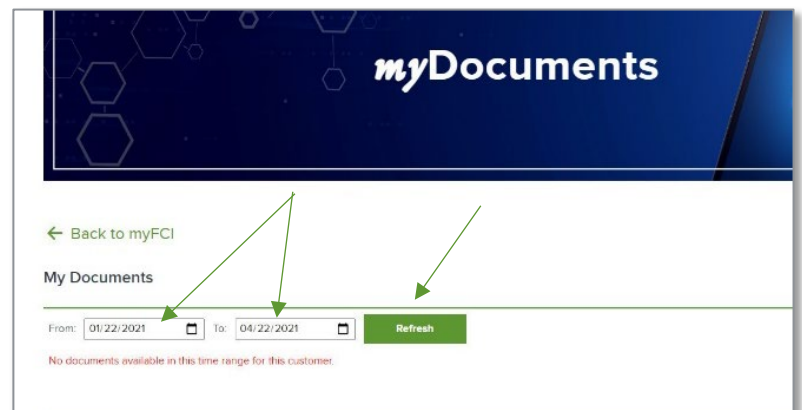
Bills and statements are available in two places – within *myFCI* under *myDocuments* and within *myOnlineBanking* under the Statements section.

myDocuments View

1. On the home screen of *myFCI*, click the *myDocuments* tile in the top row.



2. Change the dates to reveal documents from a specific date range.
3. Click 'Refresh.'



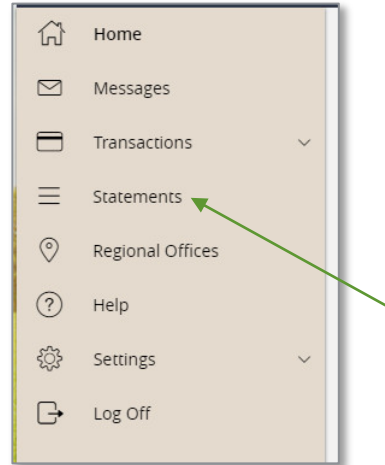
Questions? Contact your local FCI office for technical support
www.farmcreditIL.com/contact

myOnlineBanking View

myOnlineBanking also offers access to current and past statements, bills, and tax documents. Documents can be viewed by account and date.

1. From the home page of **myOnlineBanking**, choose 'Statements' from the left panel.

NOTE: PDF verification will be required the first time you look up a bill or statement.



2. Pick 'Account' and 'Date' from the drop-down.
3. Click 'Get Statement.'

